

T:\042017 4:35:34 PM C:\Data File\Revit\2016\1493101 Circle 75 IL\F16-C_10abier.rvt



1 BUILDING 3000 - PROJECT LEVEL 7
SCALE: 1/8" = 1'-0"

REVISION SUMMARY #1
A. CHANGED STAIR 3 TO STAIR D
B. CHANGED STAIR P2 TO STAIR G

REVISION SUMMARY #2
A. CHANGED EXT DOOR B02 TO INT DOOR B01

REVISION SUMMARY #5
A. CHANGED WINDOW TYPE TO W6F
B. MOVED FIREWALL, MOVED LOCATION OF DOUBLE DOORS, AND ADDED STANDPIPE



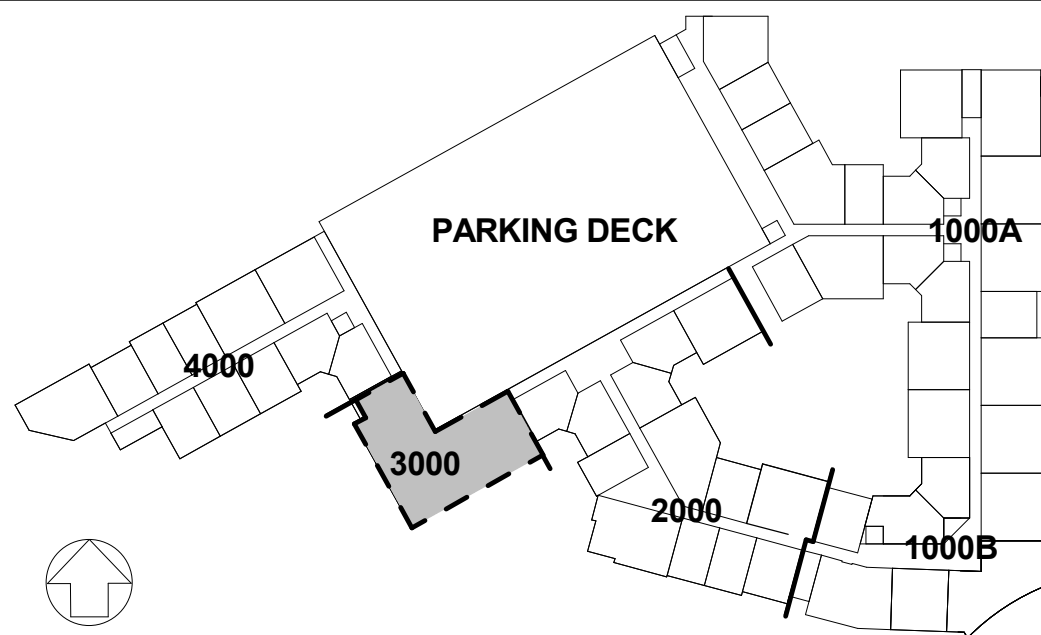
LEGEND	
	CMU WALL
	CONCRETE WALL
	UNIT INTERIOR NON-RATED WALLS, 1 HR. RATED IF LOAD BEARING. REFER TO STRUCTURAL DRAWINGS.
	UNIT EXTERIOR WALLS TO BE ONE HOUR RATED UNLESS NOTED OTHERWISE
	1 HOUR FIRE RATED WALL
	2 HOUR RATED WALL
	UNIT ADDRESS - SEE AD-01
	RESIDENTIAL UNIT TYPE
	LOCATION OF ENLARGED ARCH. PLAN, RCP AND INTERIOR ELEVATIONS
	WINDOW TYPE (SEE SHEET A8-05)

- GENERAL NOTES
1. REFER TO A3 SERIES FOR ENLARGED RESIDENTIAL UNIT PLANS, DOOR AND WINDOW TYPES AND LOCATION, RESIDENTIAL UNIT RCP'S, ETC.
 2. REFER TO SHEET CD-30 FOR WALL ASSEMBLY TYPES AND ADDITIONAL INFORMATION.
 3. REFER TO SHEET A8-01 FOR DOOR SCHEDULE.
 4. ALL SLOPES TO BE 1/8" UNLESS NOTED OTHERWISE.
 5. REFER TO INTERIOR DRAWINGS FOR LIGHTING LAYOUTS AND FINISH SPECIFICATIONS.
 6. REFER TO BUILDING SECTIONS FOR CORRIDOR FINISHES.
 7. EXPANSION JOINTS IN BREEZEWAY/CORRIDOR CEILING TO BE 3/4" O.C. MAX.
 8. DOOR LOCATIONS NOT DIMENSIONED SHALL BE LOCATED AT MIDPOINT OF WALL OR 4' CLEAR OF ROOM FROM ADJACENT WALL CORNER TO HINGE SIDE, TYPICAL.
 9. ALL BALCONY SLABS TO SLOPE AWAY FROM BUILDING AT 1/4" PER FT MIN.
 10. ALL BALCONIES TO BE CONSTRUCTED OF FRT WOOD AND TO BE 1-HOUR PROTECTED, MINIMUM, WHEN WITHIN 4'-0" OF THE 3-HR FIREWALLS.

- ELEVATOR NOTES
- NO ELEVATOR LOBBY REQUIRED AT LEVELS 2 - 5 AT BUILDING 1000B
- ELEVATOR LOBBY OF DESIGNATED FLOOR TO BE ON LEVEL 1
- LEVEL 6 FLOOR TO HAVE ALTERNATE LEVEL ELEVATOR LOBBY SEPARATE FROM REMAINDER OF BUILDING 1000B WITH 1-HR FIRE RATED WALL CONSTRUCTION PER BC 713.14.2
- ERCA = EMERGENCY RESPONSE COMMUNICATION AS REQUIRED BY F.M. FIELD TEST

BUILDING SUMMARY - LEVELS						
PROJECT LEVEL	FFE	BLDG 1000	BLDG 2000	BLDG 3000	BLDG 4000	PKG DECK
9	1028'-9 1/4"				5	
8	1016'-1 3/8"				4	
7	1005'-5 1/2"			5	3	6
6	994'-9 5/8"	5	5	4	2	5
5	984'-0 1/2"	4	4	3	1	4
4	973'-3 3/8"	3	3	2	B	3
3	962'-6 1/4"	2	2	1		2
2	951'-9 1/8"	1	1	JUNE JACOB		1
1	941'-0"	B				

KEYPLAN



THE PRESTON
PARTNERSHIP, LLC
A MULTI-DISCIPLINARY DESIGN FIRM

SOUTH TERRACES
115 PERIMETER CENTER PLACE, SUITE 950
ATLANTA, GEORGIA 30346
TELEPHONE: 770 396 7248
FAX: 770 396 2945

WWW.THEPRESTONPARTNERSHIP.COM
CONSULTANT

SEAL



PROJECT
**RESERVE AT THE
BALLPARK, PHASE II,
AKA REVEL AT THE
BALLPARK**
2885 CRESCENT PKWY
SMYRNA, GA 30080

FOR



ATLANTIC REALTY
PARTNERS
3438 PEACHTREE ROAD
SUITE 1425
ATLANTA, GA 30326

ISSUES & REVISIONS	DATE
CONCEPTUAL DESIGN	08/21/2015
SCHEMATIC DESIGN	09/28/2015
CMPI-DESIGN DEVELOPMENT	10/15/2015
GMP	04/03/2017
PERMIT SET	05/22/2017
1. FM COMMENTS / COORDINATION	07/19/2017
2. ADA COMMENTS / COORDINATION	07/25/2017
3. BUILDING PERMIT	07/25/2017
5. BUILDING PERMIT COMMENTS / COORDINATION	10/02/2017

DATE 05/22/2017
JOB NUMBER 1493101
DRAWN BY EKS/NB
CHECKED BY CW
SHEET TITLE BUILDING 3000 - PROJECT LEVEL 7
SHEET NUMBER A1-36
COMMENTS BUILDING PERMIT RE-SUBMISSION
30X42 © 2017 The Preston Partnership, LLC