

REVISION SUMMARY #1

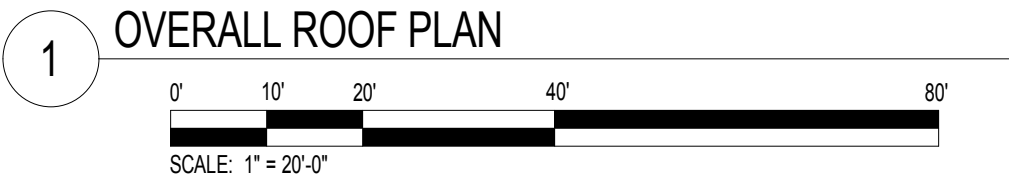
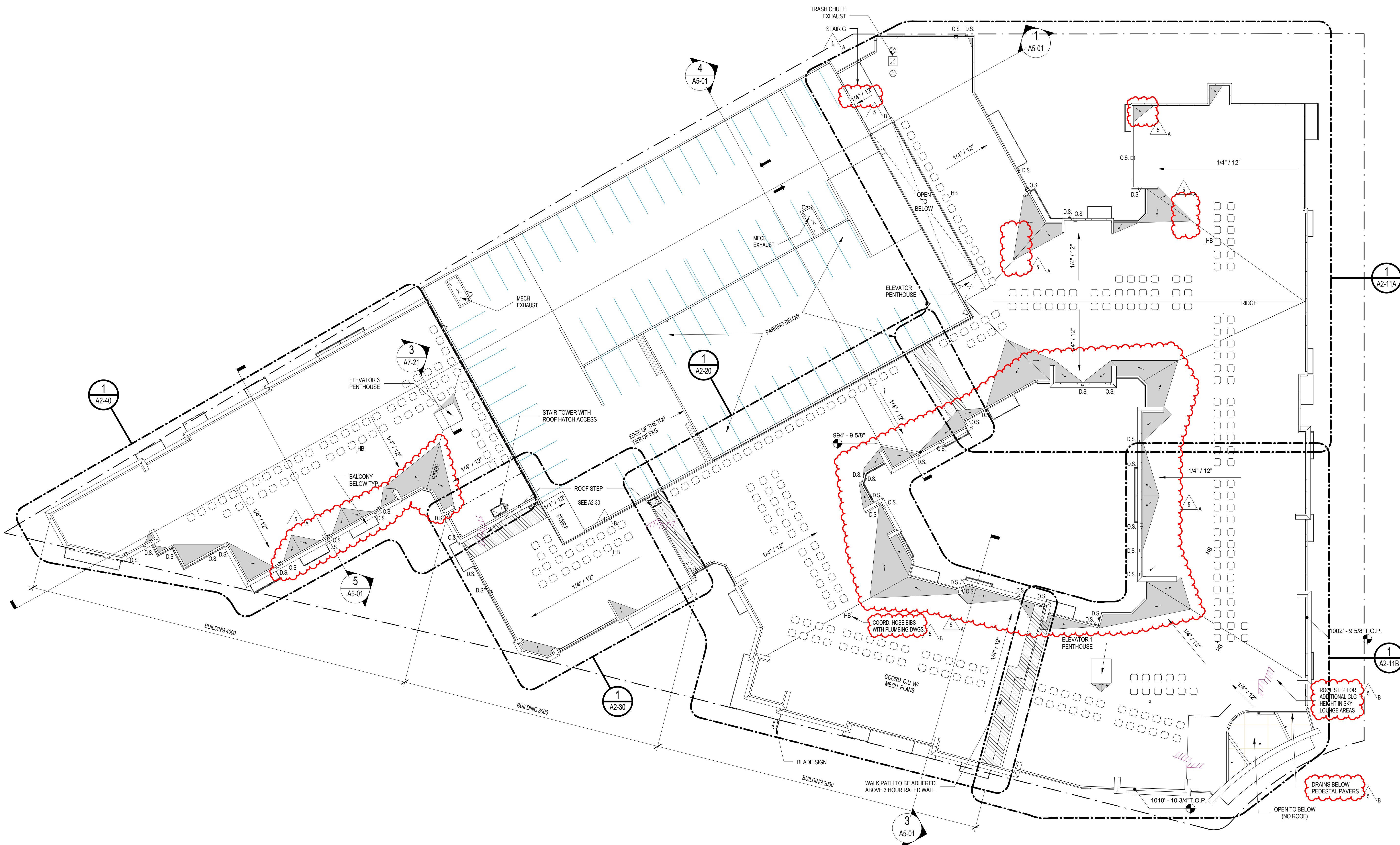
A. CHANGED STAIR P1 TO STAIR G
B. CHANGED STAIR P2 TO STAIR F

REVISION SUMMARY #2

A. FIRE RATED DOOR B03 ADDED
B. ADDED SECTION OF THE DOG SPA
C. REDUCED TUB HEIGHT OF 34" A.F.F TO THE TRIM OF THE TUB

REVISION SUMMARY #5

A. ROOF CRICKETS REVISED, DOWNSPOUT ADDED
B. NOTES ADDED



NOTE:
FOR WALK PADS -
SEE ENLARGED ROOF PLANS

LEGEND

- ROOF SLOPE 1/4" PER FT.
- ROOF WALK PADS
- APPROX. ROOF ELEVATION
- RV
- RV
- CONDENSERS
- TPO ROOFING MEMBRANE WALKING PATH
- 4" HIGH X 12" WIDE SCUPPER UNFINISHED COLLECTOR HEAD & 8" DIA. ROUND DOWNSPOUT, TYP. AT BRICK PARAPET
- 4" WIDE FIRE RATED DECKING
- O.S. (OVERFLOW SCUPPER)
- 90 MINUTE DOOR THROUGH FIRE WALL WITH CLOSER

GENERAL ROOF NOTES

- SEE MECHANICAL /PLUMBING FOR ADDITIONAL NOTES AND DETAILS
- VERIFY LOCATIONS OF ALL ROOF PENETRATIONS WITH STRUCTURAL AND MEP.
- ALL EQUIPMENT ON ROOF TO BE MOUNTED ON CURBS
- ALL VENT AND LINE-SET LOCATIONS SHOULD BE COORDINATED WITH MECHANICAL AND PLUMBING DRAWINGS.
- CONTRACTOR TO COORDINATE INSTALLATION AND ACCEPTANCE OF PRE-FABRICATED CURBS AND PENETRATIONS OF ROOF MEMBRANE. CONTRACTOR TO PROVIDE ALL NECESSARY BLOCKING, NAILERS, ETC. AS NECESSARY FOR A WATERTIGHT AND WATERPROOF ROOF.
- IT IS THE CONTRACTORS RESPONSIBILITY TO VERIFY, COORDINATE AND/OR INSTALL ALL ADJACENT AND/OR RELATED FLASHING, BLACKINGS, NAILERS, VENTING, INSULATION STOPS, CRICKETS, ETC. NECESSARY FOR THE COMPLETE INSTALLATION OF THE ROOF MEMBRANE, WHICH ARE REQUIRED FOR A COMPLETE WARRANTED, WATERTIGHT, WATERPROOF INSTALLATION.
- ALL ROOFS ARE TO HAVE A MINIMUM 1/4" / FT AND 1/2" / FT MIN FALL WHERE CRICKET VALLEYS OCCUR. CRICKETS ARE TO BE PROVIDED WITH SUFFICIENT DEPTH AND SLOPE TO ACCOMMODATE A MINIMUM 1/4" PER FOOT FALL AT THE VALLEY.
- LOCATIONS OF ROOF ACCESSORIES AND MATERIALS ARE SCHEMATIC IN NATURE. EXACT LOCATIONS SHALL BE DETERMINED BY INFORMATION ELSEWHERE IN THE DRAWINGS.
- DOWNSPOUTS ARE TO BE 4" DIA. OR 4"x4" PREFINISHED ALUMINUM KYNAR ANAMA 2805 FINISH IN SILVER COLOR OR PER ELEV. SEE CIVIL FOR PIPING TO STORM.
- PROVIDE SCREENING AT ALL ROOF OPENINGS INTO THE ATTIC SPACE. OPENINGS IN THE SCREEN SHALL NOT EXCEED 1/4"
- E.O.S. = EMERGENCY OVERFLOW SCUPPER
- PIPE ALL CONDENSATE LINES TO GUTTERS.
- ROOF AREAS IN EXCESS OF 200' IN LENGTH OR WIDTH TO HAVE EXPANSION JOINTS OR AREA DIVIDERS.
- ROOF WALKING PADS TO BE 200 MIL. MIN. THICKNESS IN 16' ROLLS OR PER MANUFACTURERS STANDARDS. WALKWAY PADS ARE ACCEPTABLE.
- UNDERLAYMENT SHALL BE FASTENED W/CORROSIONS RESISTANT FASTENERS PER MANUFACTURERS RECOMMENDATIONS AND DECKING TO BE BONDED TO ROOF TRUSS WITH EXTERIOR GRADE CONSTRUCTION ADHESIVE.
- PROVIDE GUARDRAILS OR EXTENDED PARAPET HEIGHT TO 42" MIN. ABOVE WALKING SURFACE WHERE WITHIN 10' OF MECHANICAL EQUIPMENT, DOORWAYS, AND ROOF HATCHES.
- ALTERNATE: MECHANICALLY ATTACHED TPO ROOF TO MEET WIND LOADS PER IBC 1609 WITH EDGES SECURED PER STRUCTURAL.
- PROVIDE ROOF HYDRANTS PER PLUMBING OR IF NOT NOTED, AT EACH ELEVATOR OR STAIR SHAFT.
- ROOF TRUSS MINFR SHALL PROVIDE ENGINEERED, STAMPED SHOP DWGS TO ARCHITECT FOR APPROVAL TO FABRICATION AND COORDINATE TRUSS DESIGN WITH PARAPET EXTENSION EYEBROWS FOR IMPLEMENTATION IN TO TRUSS DESIGN.
- OMISSION OF ANY ACCESSORY FROM THE ROOF PLAN SHALL NOT RELIEVE THE GC FROM THE RESPONSIBILITIES FOR SUCH ITEMS.
- LOCATIONS OF ROOF ACCESSORIES AND MATERIALS ARE SCHEMATIC IN NATURE. EXACT LOCATIONS SHALL BE DETERMINED BY INFORMATION ELSEWHERE ON THE DRAWINGS.
- FIREWALL TO EXTEND 30" ABOVE THE LOWER ROOF LEVEL. ACT. FIREWALL MAY STOP @ THE UNDERSIDE OF THE ROOF. SHEATHING/DECK OF LOWER ROOF IF FRP DECKING IS PROVIDED @ LOWER ROOF FOR 10' HORIZONTALLY. NO OPENING ALLOWED WITHIN 10' AREA OF LOWER ROOF. PER IBC 706.6.1.

DOWNSPOUT CALCULATIONS

ROOF DRAINAGE CALCULATIONS ARE BASED ON INTERNATIONAL BUILDING CODE. BASED ON MAP 1106.1 ATLANTA 100 YEAR, 1 HOUR RAINFALL IS 3.75"

DOWNSPOUT CALCULATION PER IPC 2008:
ATLANTA RAIN INTENSITY: 47 HOUR/100 YR.
TABLE 11B.2
DIAMETER OF LEADER 6" WITH RAINFALL 4"HOUR
HORIZONTAL PROJECTED ROOF AREA = 13,500 SF
BASED ON 5" OF RAIN / HOUR USE: 3,680 FOR 4" DOWNSPOUT

DOWNSPOUT CALCULATION :


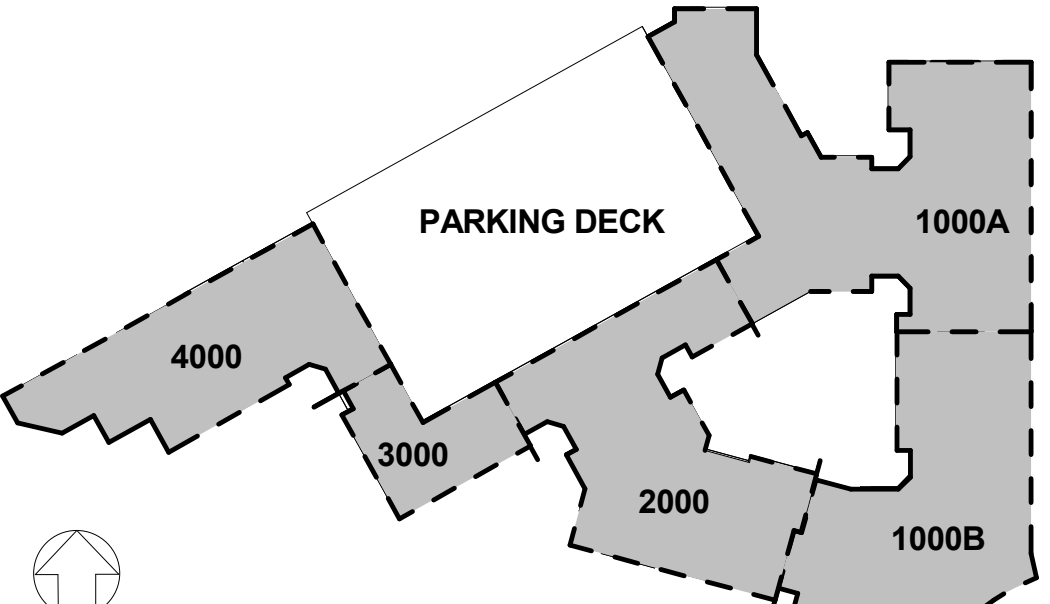
ROOF AREA BUILDING 1000 = 32,044 SF
DOWNSPOUT NEEDED: 32,044 SF: 3,680 = 8.7
DOWNSPOUTS REQUIRED = 9
INSTALL TOTAL 9 DOWNSPOUTS PER ROOF LAYOUT

ROOF AREA BUILDING 2000 = 14,212 SF
DOWNSPOUT NEEDED: 14,212 SF: 3,680 = 3.8
DOWNSPOUTS REQUIRED = 4
INSTALL TOTAL 4 DOWNSPOUTS PER ROOF LAYOUT

ROOF AREA BUILDING 3000 = 8,517 SF
DOWNSPOUT NEEDED: 8,517 SF: 3,680 = 2.3
DOWNSPOUTS REQUIRED = 3
INSTALL TOTAL 3 DOWNSPOUTS PER ROOF LAYOUT

ROOF AREA BUILDING 4000 = 24,398 SF
DOWNSPOUT NEEDED: 24,398 SF: 3,680 = 6.6
DOWNSPOUTS REQUIRED = 7
INSTALL TOTAL 7 DOWNSPOUTS PER ROOF LAYOUT

KEYPLAN



THE PRESTON
PARTNERSHIP, LLC
A MULTI-DISCIPLINARY DESIGN FIRM
SOUTH TERRACES
115 PERIMETER CENTER PLACE, SUITE 950
ATLANTA, GEORGIA 30346
TELEPHONE: 770 396 7248
FAX: 770 396 2945

WWW.THEPRESTONPARTNERSHIP.COM
CONSULTANT

SEAL



PROJECT

RESERVE AT THE
BALLPARK, PHASE II,
AKA REVEL AT THE
BALLPARK
2885 CRESCENT PKWY
SMYRNA, GA 30080

FOR



ATLANTIC REALTY
PARTNERS
3438 PEACHTREE ROAD
SUITE 1425
ATLANTA, GA 30326

ISSUES & REVISIONS

CONCEPTUAL DESIGN	08/21/2015
SCHEMATIC DESIGN	09/28/2015
CMIP/DESIGN DEVELOPMENT	10/15/2015
GMP	04/03/2017
PERMIT SET	05/22/2017
1. FM COMMENTS	07/19/2017
2. ADA COMMENTS / COORDINATION	07/25/2017
3. BUILDING PERMIT	07/25/2017
5. BUILDING PERMIT COMMENTS / COORDINATION	10/02/2017

DATE 05/22/2017

JOB NUMBER 1493101

DRAWN BY EKS/NB

CHECKED BY CW

SHEET TITLE OVERALL ROOF PLAN

SHEET NUMBER

A2-00

COMMENTS BUILDING PERMIT RE-SUBMISSION

30X42 © 2017 The Preston Partnership, LLC