

2 UNIT C3 RCP
SCALE: 1/4" = 1'-0"

3 LEVEL 3 BALCONY_C3
SCALE: 1/8" = 1'-0"

LEVEL 4 BALCONY_C3

SCALE: 1/8" = 1'-0"

UNIT C3 FLOOR PLAN
SCALE: 1/8" = 1'-0"

NOTE: JULIET BALCONY CONDITION @ LEVEL 5 SHOWN. SEE AT SERIES FOR ALTERNATE BALCONY CONDITIONS FOR C3 UNIT.











UNIT DATA	
UNIT TYPE:	C3
QUANTITY:	1
HEATED AREA:	1,689 SF
GROSS AREA:	2,262 SF
UNIT DATA	
UNIT TYPE:	C3A
QUANTITY:	1
HEATED AREA:	1,689 SF
GROSS AREA:	1,986 SF
UNIT DATA	
UNIT TYPE:	C3B
QUANTITY:	1
HEATED AREA:	1,689 SF
GROSS AREA:	1,689 SF

UNIT SYMBOLS					
PLAN SYMBOL	ELEV. SYMBOL	DESCRIPTION	PLAN SYMBOL	ELEV. SYMBOL	DESCRIPTION
		REFRIGERATOR			RANGE W/ MICROWAVE ABOVE AND VENTLESS HOOD
		HVAC UNIT/ WATER HEATER. SEE MECHANICAL DWGS			RANGE HOOD W/ HC ACCESSIBLE SWITCH. PROVIDE COUNTERTOP MICROWAVE
		DISHWASHER, BELOW COUNTERTOP			STACKABLE WASHER & DRYER
		PANTRY			WASHER & DRYER SEPARATE
		COUNTERTOP WITH SSL INTEGRATED SINK			COUNTERTOP W/ STAINLESS STEEL UNDERSMOUNT KIT. SINK W/ DISPOSAL
		ELECTRICAL PANEL			ELONGATED TOILET
					TILED TUB SURROUND
		36" GARDEN TUB			24" TOWEL BAR AT TUB SURROUND
		LIGHT FIXTURE- SEE SCHEDULE			SOAP DISH
		TOILET PAPER HOLDER			TOILET PAPER HOLDER
		TUB/SHOWER CONTROLS			TUB/SHOWER CONTROLS
		SHOWER			SHOWER HEAD

UNIT KEYNOTES

- | | |
|----|--|
| 1a | HIGH WIRE SHELVING, REF TO B/ A3-00 |
| 1b | 2 WIRE SHELVING, REF TO C/ A3-00 |
| 2 | 3 CM GRANITE COUNTERTOP W/TURNDOWN AND FULL TILE BACKSPLASH WITH 1" OVERHANGS TYPICAL, OR 1/2" OVERHANG AT KITCHEN ISLANDS, TYPICAL U.N.O. |
| 3 | CURVED SHOWER CURTAIN ROD |
| 4 | MIRROR AS PER I.D. DWGS TO BE CTDR OVER COUNTERTOP WIDTH, BOTTOM OF REFLECTIVE SURFACE TO BE 40" A.F.F. MAX |
| 5 | 34" HIGH COUNTER TOP SURFACE AREA; PROVIDE 30" WIDE REMOVABLE BASE CABINET BELOW SINK; EXTEND FLOOR FINISH UNDERNEATH. |
| 6 | REMOVABLE BASE CABINET BELOW |
| 7 | 2CM GRANITE VANITY COUNTERTOP WITH INTEGRATED BOWL. |



UNIT RCP LEGEND

	CEILING FAN AND LIGHT COMBO UNIT
	SURFACE MOUNTED FIXTURE (FOYER, CLOSETS)
	PENDANT LIGHTING FIXTURE
	TRACK LIGHTING (KITCHEN)
	WALL MOUNTED VANITY LIGHT
	RECESSED LIGHTING FIXTURE
	WALL MOUNTED SCONCE FIXTURE (EXTERIOR)
	EXHAUST FAN
	DROPPED CEILING AREA (SEE PLAN FOR HEIGHT)
	FINISHED CEILING HEIGHT A.F.F.

RCP GENERAL NOTES

1. COORDINATE FIXTURE METALS WITH ALL OTHER ARCHITECTURAL METALS, TYP.
2. ALL SOFFITS WITHIN A SINGLE ROOM ARE THE SAME HEIGHT, TYP., UNLESS NOTED OTHERWISE
3. REFER TO ELECTRICAL DWGS. FOR ADDITIONAL INFORMATION
4. ALL CEILING HEIGHTS TO BE 9'-0" - UNLESS OTHERWISE NOTED


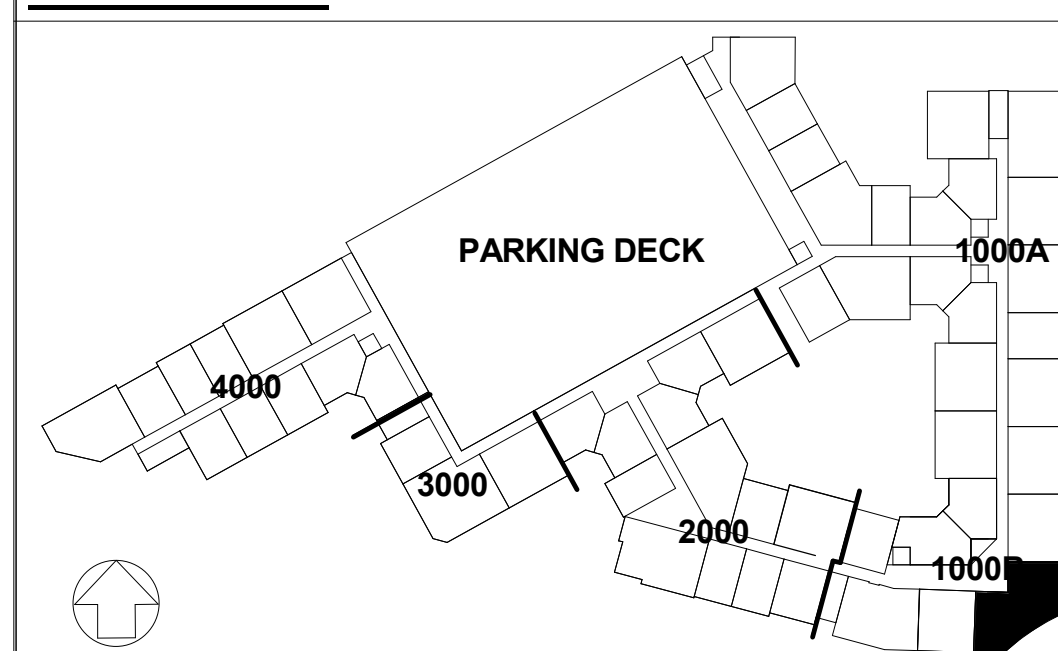
UNIT FLOORING LEGEND

 VINYL WOOD PLANK W/ SOUND MAT
 CARPET
  CERAMIC TILE W/ SOUND MAT

GENERAL NOTES

1. REFER TO SHEET A3-00 FOR UNIT PLAN NOTES AND SHELVING AS INDICATED. (A)
2. ELECTRICAL OUTLETS SHALL NOT BE CUT INTO MIRROR
3. ALL UNIT INTERIOR PARTITIONS ARE 1 B4, U.N.O.
4. SEE REINFORCING BLOCKING INFORMATION ON SHEET CD-21
5. AT UNIT ELEVATIONS WHERE CASEWORK IS SHOWN, DIMENSIONS ARE FROM FINISH FACE OF WALL TO FACE OF CABINE
6. SEE SHEET A8-02 FOR ALL FLOOR FINISH TRANSITIONS
7. SEE BUILDING PLANS AND ELEVATIONS FOR ALL EXTERIOR FINISH/SKIN CONDITIONS

KEYPLAN



**THE PRESTON
PARTNERSHIP, LLC**
A MULTI-DISCIPLINARY DESIGN FIRM

SOUTH TERRACES
115 PERIMETER CENTER PLACE, SUITE 950
ATLANTA, GEORGIA 30346
TELEPHONE: 770 396 7248
FAX: 770 396 2945

WWW.THEPRESTONPARTNERSHIP.COM

CONSULTANT

SEAL



PROJECT

RESERVE AT THE
BALLPARK, PHASE II,
AKA REVEL AT THE
BALLPARK
2885 CRESCENT PKWY
SMYRNA, GA 30080

FOR



ATLANTIC REALTY
PARTNERS

3438 PEACHTREE ROAD
SUITE 1425
ATLANTA, GA 30326

ISSUES & REVISIONS	DATE
--	------

CONCEPTUAL DESIGN	08/21/2015
SCHEMATIC DESIGN	09/28/2015
GMP/DESIGN DEVELOPMENT	10/15/2015
GMP	04/03/2017
PERMIT SET	05/22/2017
3. BUILDING PERMIT	07/25/2017

DATE 05/22/2017

JOB NUMBER 1493101

DRAWN BY _____ EKS/NB
CHECKED BY _____

CW

SHEET TITLE UNIT C3 PLANS

SHEET NUMBER _____

A3-18

COMMENTS _____

BUILDING PERMIT RE-SUBMISSION

30X42

© 2017 The Preston Partnership, LLC