


1 AMENITY PLAN LEVEL 2 - SOUTH

SCALE: 1/4" = 1'-0"



LEGEND

- CMU WALL
- CONCRETE WALL
- UNIT INTERIOR NON-RATED WALLS. 1 HR. RATED IF LOAD BEARING. REFER TO STRUCTURAL DRAWINGS.
- UNIT EXTERIOR WALLS TO BE ONE HOUR RATED UNLESS NOTED OTHERWISE
- 1 HOUR FIRE RATED WALL
- 2 HOUR RATED WALL
- UNIT ADDRESS - SEE A0-01
- RESIDENTIAL UNIT TYPE
- LOCATION OF ENLARGED ARCH. PLAN, RCP AND INTERIOR ELEVATIONS
- WINDOW TYPE (SEE SHEET A8-05)


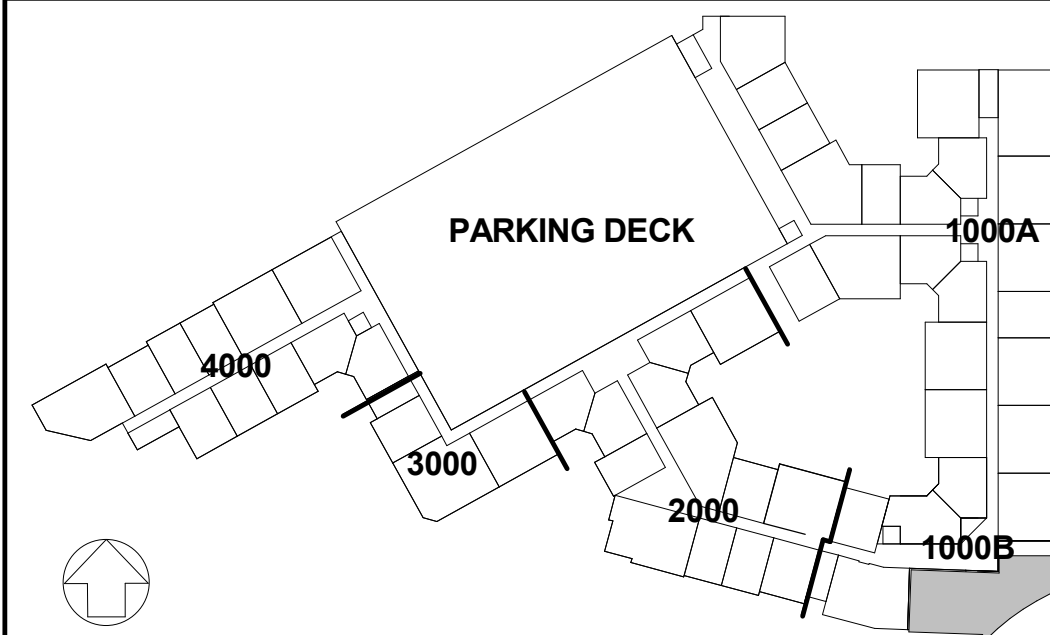
GENERAL NOTES

- REFER TO A3 SERIES FOR ENLARGED RESIDENTIAL UNIT PLANS, DOOR AND WINDOW TYPES AND LOCATION, RESIDENTIAL UNIT ROPS, ETC.
- REFER TO SHEET CD-30 FOR WALL ASSEMBLY TYPES AND ADDITIONAL INFORMATION.
- REFER TO SHEET A8-01 FOR DOOR SCHEDULE.
- ALL SLOPES TO BE 1/8" UNLESS NOTED OTHERWISE.
- REFER TO INTERIOR DRAWINGS FOR LIGHTING LAYOUTS AND FINISH SPECIFICATIONS.
- REFER TO BUILDING SECTIONS FOR CORRIDOR FINISHES.
- EXPANSION JOINTS IN BREEZEWAY/CORRIDOR CEILING TO BE 30'-0" O.C. MAX.
- DOOR LOCATIONS NOT DIMENSIONED SHALL BE LOCATED AT MIDPOINT OF WALL OR 4" CLEAR OF ROOM FROM ADJACENT WALL CORNER TO HINGE SIDE, TYPICAL.
- ALL BALCONY SLABS TO SLOPE AWAY FROM BUILDING AT 1/4" PER FT. MIN.
- ALL BALCONIES TO BE CONSTRUCTED OF FRT WOOD AND TO BE 1-HOUR PROTECTED, MINIMUM, WHEN WITHIN 4'-0" OF THE 3-HR FIREWALLS.

ELEVATOR NOTES

- NO ELEVATOR LOBBY REQUIRED AT LEVELS 2 - 5 AT BUILDING 1000B
- ELEVATOR LOBBY OF DESIGNATED FLOOR TO BE ON LEVEL 1
- LEVEL 6 FLOOR TO HAVE ALTERNATE LEVEL ELEVATOR LOBBY SEPARATE FROM REMAINDER OF BUILDING 1000B WITH 1-HR FIRE RATED WALL CONSTRUCTION PER IBC 713.14.2
- ERCA = EMERGENCY RESPONSE. COMMUNICATION AS REQUIRED BY F.M. FIELD TEST

KEYPLAN



**THE PRESTON
PARTNERSHIP, LLC**
A MULTI-DISCIPLINARY DESIGN FIRM

SOUTH TERRACES
115 PERIMETER CENTER PLACE, SUITE 950
ATLANTA, GEORGIA 30346
TELEPHONE: 770 396 7248
FAX: 770 396 2945

WWW.THEPRESTONPARTNERSHIP.COM

CONSULTANT

SEAL



PROJECT

**RESERVE AT THE
BALLPARK, PHASE II,
AKA REVEL AT THE
BALLPARK**
2885 CRESCENT PKWY
SMYRNA, GA 30080

FOR



**ATLANTIC REALTY
PARTNERS**

3438 PEACHTREE ROAD
SUITE 1425
ATLANTA, GA 30326

ISSUES & REVISIONS

CONCEPTUAL DESIGN	08/21/2015
SCHEMATIC DESIGN	09/28/2015
CMPI-DESIGN DEVELOPMENT	10/15/2015
GMP	04/03/2017
PERMIT SET	05/22/2017
3. BUILDING PERMIT	07/25/2017

DATE 05/22/2017

JOB NUMBER 1493101

DRAWN BY EKS

CHECKED BY CWB

SHEET TITLE AMENITY PLAN LEVEL 2 - SOUTH

SHEET NUMBER

A6-03

COMMENTS BUILDING PERMIT RE-SUBMISSION

30X42

© 2017 The Preston Partnership, LLC