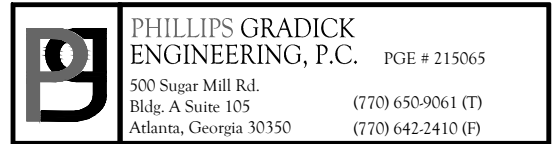


THE PRESTON
PARTNERSHIP, LLC
A MULTI-DISCIPLINARY DESIGN FIRM

SOUTH TERRACES
115 PERIMETER CENTER PLACE, SUITE 950
ATLANTA, GEORGIA 30346
TELEPHONE: 770.396.7248
FAX: 770.396.2945

WWW.THEPRESTONPARTNERSHIP.COM
CONSULTANT



SEAL



PROJECT

REVEL AT THE
BALLPARK
PHASE II
2885 CRESCENT PKWY
SMYRNA, GA 30080

FOR



ATLANTIC REALTY
PARTNERS

3438 PEACHTREE ROAD
SUITE 1425
ATLANTA, GA 30326

ISSUES & REVISIONS

CONCEPTUAL DESIGN	8/21/15
SD PROGRESS SET	09/28/15
GMP PRICING SET	10/14/15
FOUNDATION PACKAGE	12/07/15
GMP PACKAGE	04/03/17
PERMIT SET	05/22/17

DATE 05/22/2017

JOB NUMBER 1493101

DRAWN BY LD

CHECKED BY CMG

SHEET TITLE

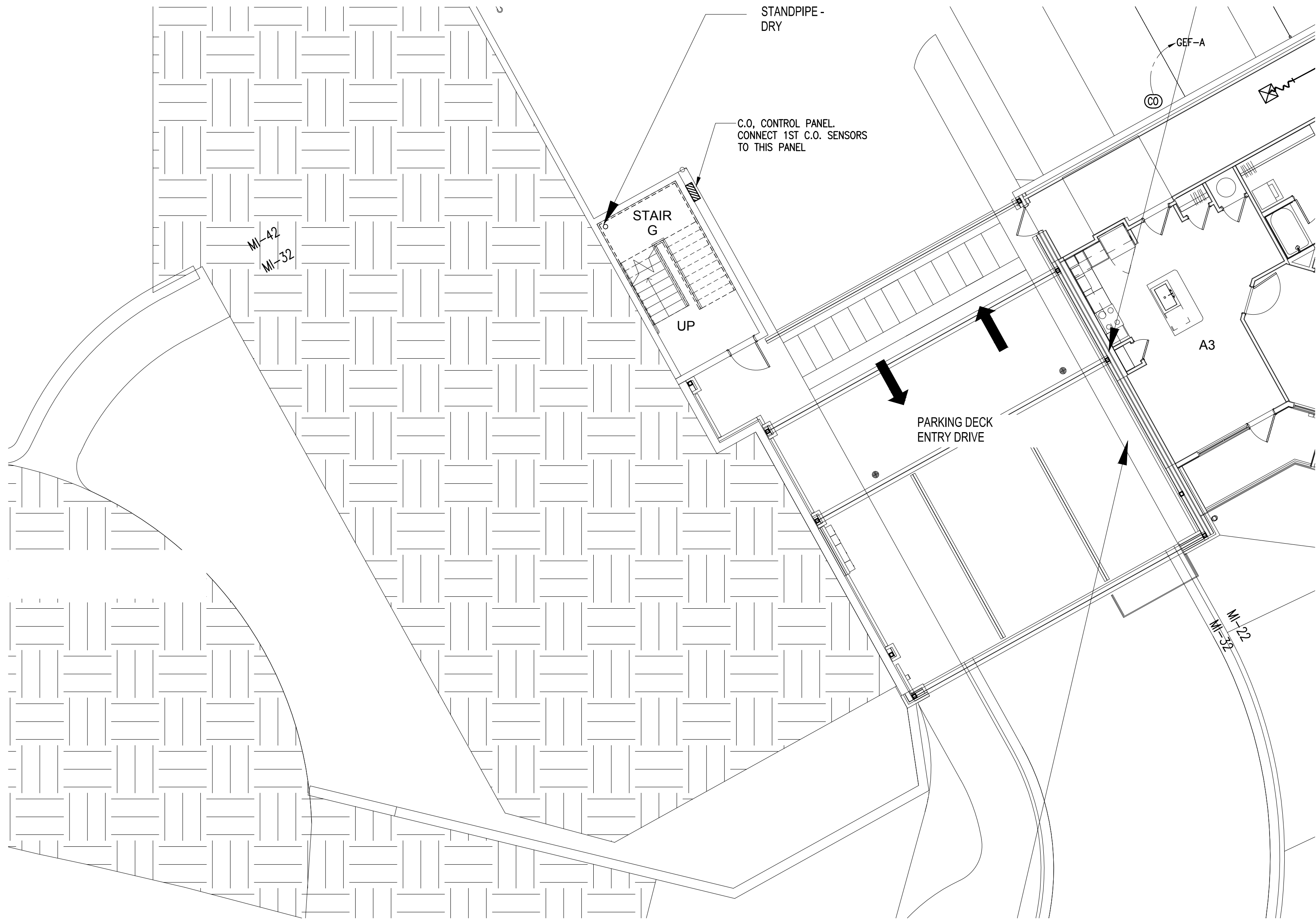
BUILDING 3000 PROJECT -
LEVEL 2

SHEET NUMBER

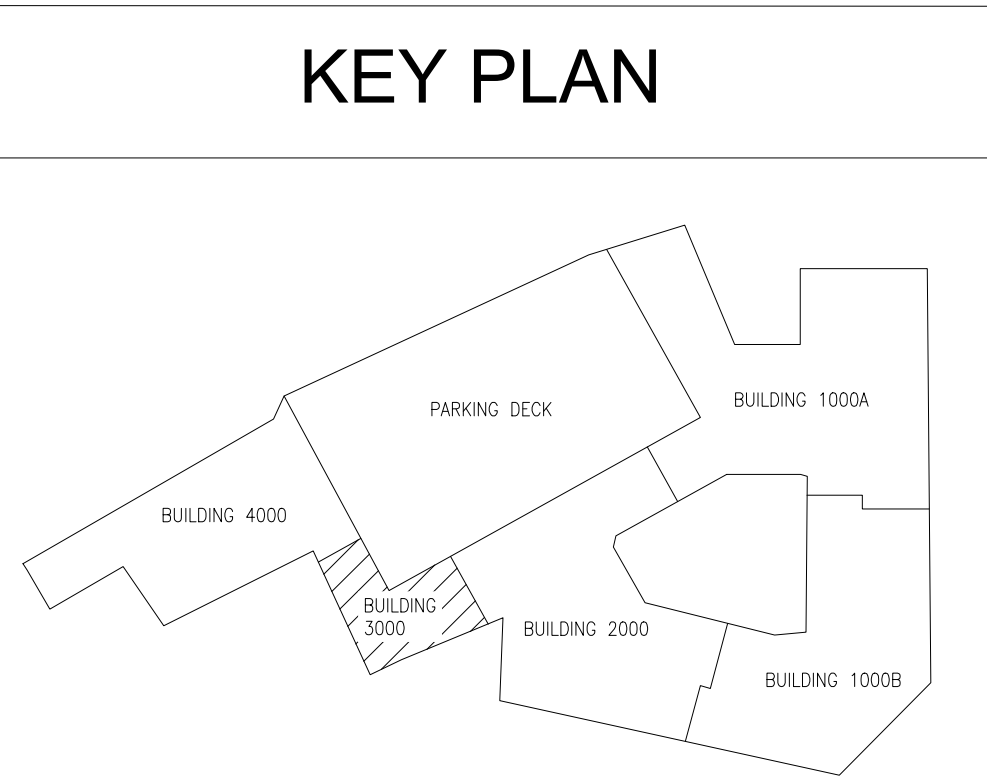
M1-32

COMMENTS

30X42 © 2017 The Preston Partnership, LLC



1 BUILDING 3000 PROJECT LEVEL 2
SCALE: 1/8" = 1'-0"



- NOTES:
1. SEE SHEET M3.0X FOR APARTMENT HVAC.
 2. UNLESS NOTED OTHERWISE, ALL CEILINGS ARE PART OF A RATED FLOOR/CEILING ASSEMBLY, AND REQUIRE A CEILING RADIATION DAMPER (CRD) AT EACH PENETRATION OF CEILING.
 3. FOR MECHANICAL SYSTEMS SERVING THE CORRIDORS, THE O.A. INTAKE LOUVER SHALL BE INSTALLED A MINIMUM OF 10'-0" FROM APARTMENT UNITS TOILET EXHAUST; ADJUST TERMINATION POINT OF EXHAUST DUCTS AS NECESSARY FOR EACH APARTMENT UNIT.
 4. ALTERNATE ROUTING OF DRYER AND TOILET EXHAUST DUCT IN APARTMENT UNITS SHOWN HERE, TO AVOID CONFLICT WITH 10'-0" CLEARANCE REQUIREMENT FROM CORRIDOR OUTDOOR AIR INTAKE.
 5. APARTMENT UNIT WINDOWS OPEN SO THAT THE TOP OF OPENING IS AT 5'-0" A.F.F. EXHAUST TERMINATIONS ARE LOCATED ABOVE THE CEILING OF APARTMENTS WHICH IS LOCATED AT 9'-0" A.F.F. THIS CREATES A MINIMUM 4'-0" CLEAR FROM BUILDING OPENING TO A VENT CAP.

- KEY NOTES:
- ① TOILET EXHAUST OUTLET.
 - ② DRYER EXHAUST VENT OUTLET.
 - ③ O.A. INTAKE INLET. MAINTAIN 10'-0" FROM ANY EXHAUST OUTLET AS SHOWN ON THESE PLANS.